

# Il secolo dei dati

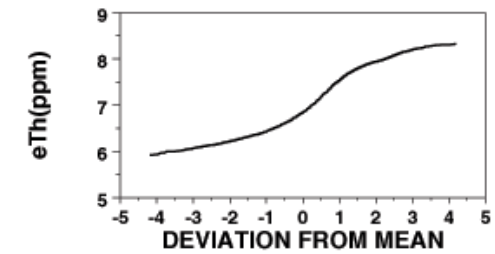
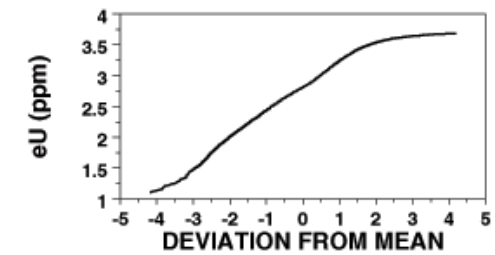
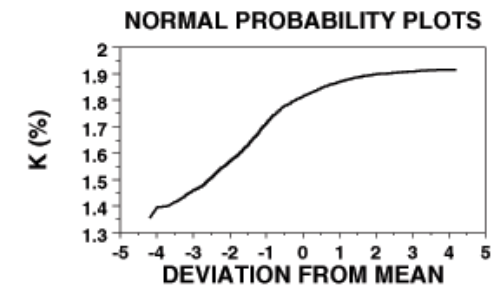
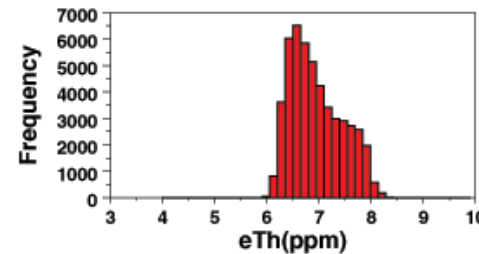
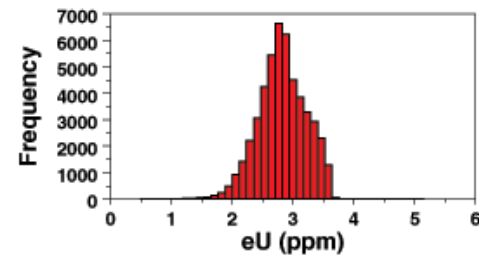
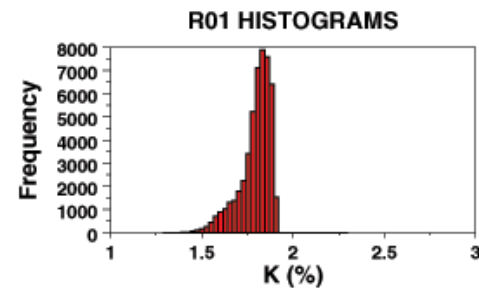
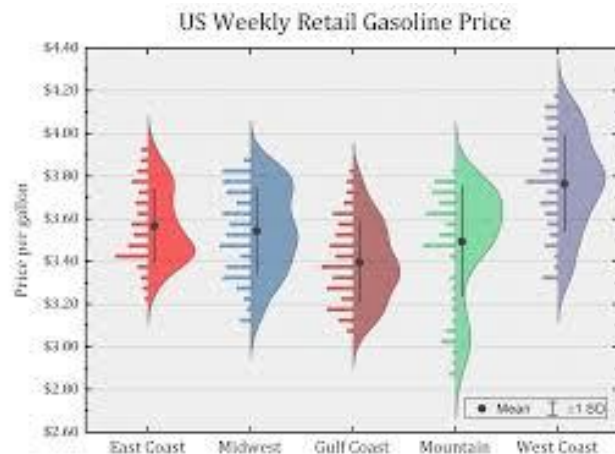
## Modelli di diffusione e utilizzo

Luca Malinverno, PhD  
20.10.2021

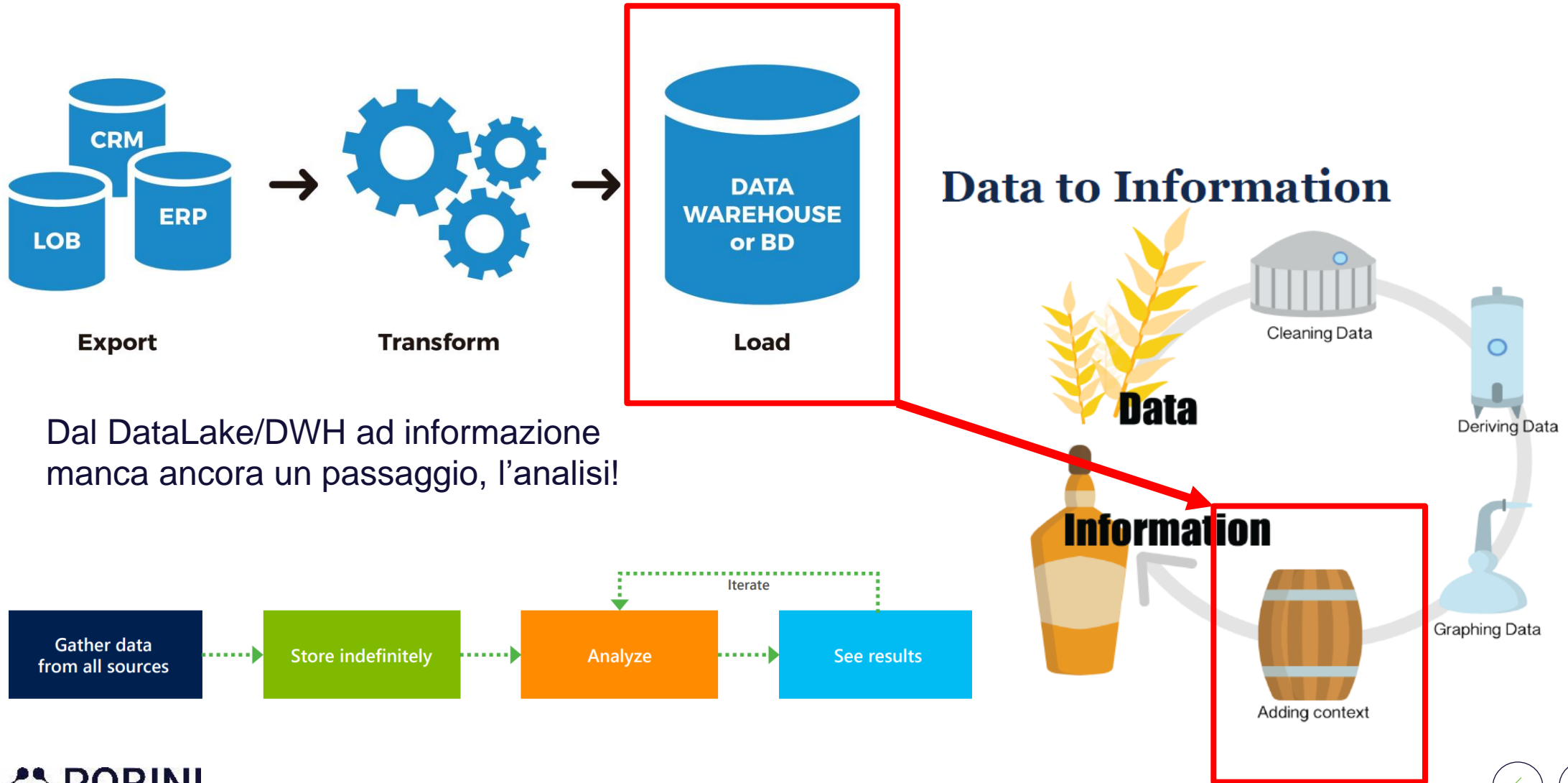


# Come fare un'analisi dati efficace

- 1) Dati
- 2) Sensibilità statistica & pensiero critico (che si traducono in)
  - 1) Capacità di analisi
  - 2) Capacità di sintesi



# L'ultimo miglio



# Dove applicare la data analytics









L'informazione (dato elaborato) può essere  
fruita in molti modi

Ma ce ne sono alcuni più comodi di altri!



# La Sintesi

2009 WISCONSIN RPI RANKING (OFFICIAL)												
Rank	Team	Overall Record			RPI %	Modifier	Total	Top Tournament Places				Top Tournament Places
		Win	Loss	%				Tourn Entered	1st	2nd	3rd	
1	Bombsquad	26	5	0.84	0.655	0.408	1.063	6	3	1	1	(1st - May 9-10) (1st - June 13-14) (1st - July 25-26s) (2nd - Aug 15-16) (3rd - Sept 5-6)
2	Hellrazorz	26	9	0.74	0.638	0.370	1.008	8	2	2	2	(1st - July 4-5) (1st - Sept 26-27) (2nd - May 23-24) (2nd - Aug 1-2) (3rd - May 9-10*) (3rd - Aug 15-16)
3	Nemesis	19	5	0.79	0.638	0.300	0.938	5	2	1		(1st - May 23-24) (1st - Aug 1-2) (2nd - May 9-10)
4	Monsterz	24	10	0.71	0.633	0.170	0.803	7	1	1	2	(1st - Aug 15-16) (2nd - July 25-26s) (3rd - May 9-10*) (3rd - Aug 1-2)
5	Most Wanted	11	5	0.69	0.633	0.104	0.737	3	1	1	1	(1st - Aug 8-9) (2nd - Sept 26-27) (3rd - July 25-26s)
6	Goldrush	23	17	0.58	0.588	0.139	0.727	10	1	1	2	(1st - July 25-26w**) (3rd - Aug 8-9) (2nd - Sept 12-13) (3rd - Oct 3-4)
7	P-ral	8	6	0.57	0.605	0.060	0.665	3		1		(2nd - July 4-5)
8	Goodfellas	14	12	0.54	0.553	0.105	0.658	6	1	1		(1st - Sept 12-13) (2nd - Oct 3-4)
9	Packers	5	6	0.45	0.560	0.025	0.585	3			1	(3rd - July 4-5)
10	Lockdown	10	15	0.40	0.498	0.069	0.567	8	1		1	(1st - Oct 3-4) (3rd - Sept 12-13)
11	ERB	4	6	0.40	0.535	0.025	0.560	3			1	(3rd - June 13-14)
12	H2O	7	11	0.39	0.555		0.555	5				
13	Wardawgs	11	12	0.48	0.535		0.535	7				
14	New Era	1	5	0.17	0.525		0.525	2				
15	Unrivaled	9	13	0.41	0.508		0.508	7				
16	Iteam	4	8	0.33	0.495		0.495	4				
17	Aftershock	5	12	0.29	0.488		0.488	6				
T18	Rokit	8	10	0.44	0.483		0.483	6				
T18	Juggernauts	6	13	0.32	0.483		0.483	7				
20	Incredibles	3	7	0.30	0.480		0.480	4				
21	OC	1	4	0.20	0.465		0.465	2				
T22	TnT	2	6	0.25	0.458		0.458	3				
T22	Tigerbite	2	6	0.25	0.458		0.458	3				
24	Tenacity	1	4	0.20	0.448		0.448	2				
25	Havok	0	6	0.00	0.433		0.433	3				
26	The Villagers	2	8	0.20	0.425		0.425	4				
27	Catalyst	0	4	0.00	0.418		0.418	2				
Teams that have only played in 1 tournament - DOES NOT QUALIFY - **2-way split **3-way split												
	HIM	4	1	0.80		0.045						(2nd - Aug 8-9)
	4 Fun	2	2	0.50								
	Manitowoc	2	2	0.50								
	Milwaukee	1	2	0.33								
	Khangsmen	1	2	0.33								
	Happy Meal	0	2	0.00								
	Top Gun	0	2	0.00								
	Unexpected	0	2	0.00								
	HmoobMeka	0	2	0.00								
	Unwanted	0	2	0.00								
	Eau Claire	0	2	0.00								
	Genoxide	0	2	0.00								
	Hmong-Hicans	0	2	0.00								
	La Cross	0	1	0.00								

Tabelle & Elenchi?

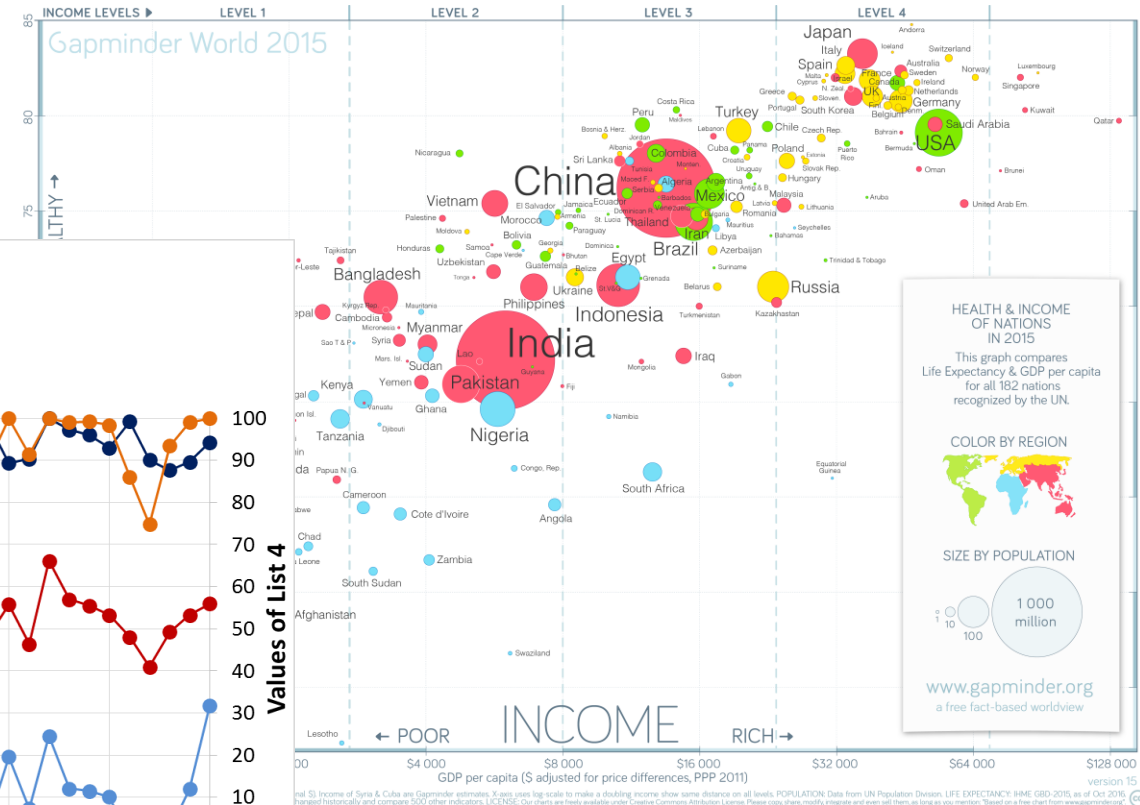
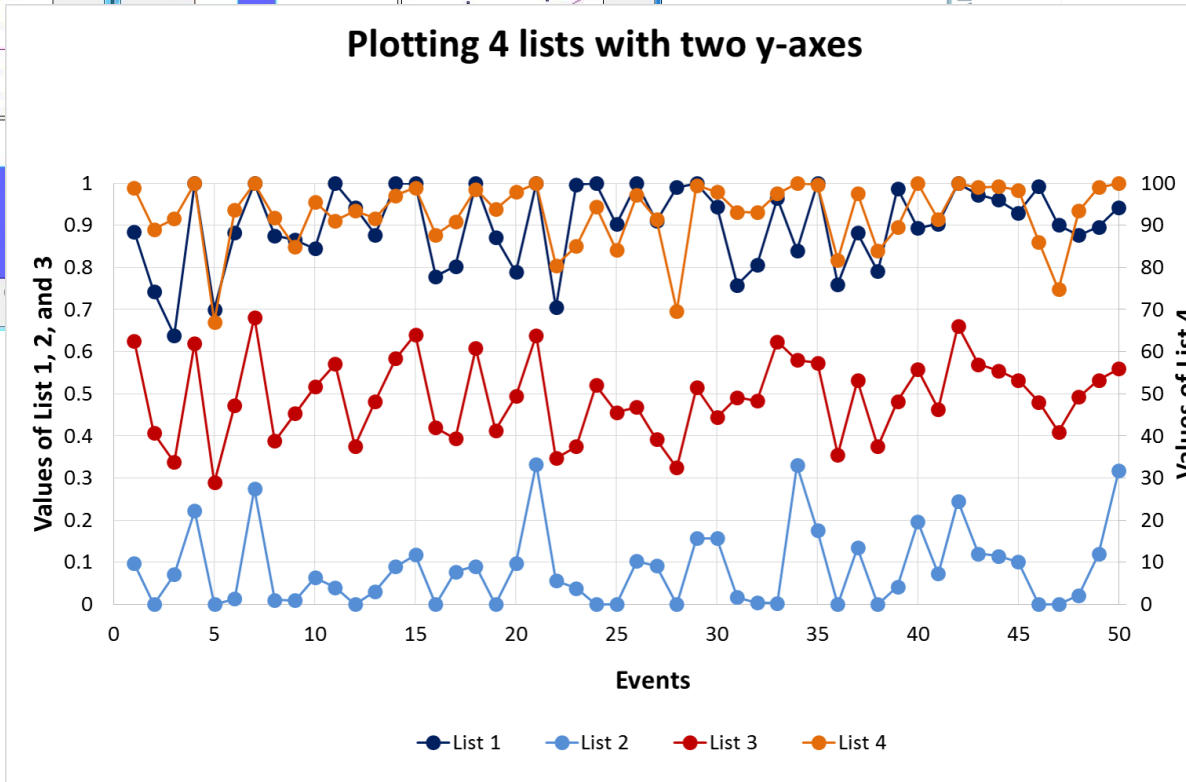
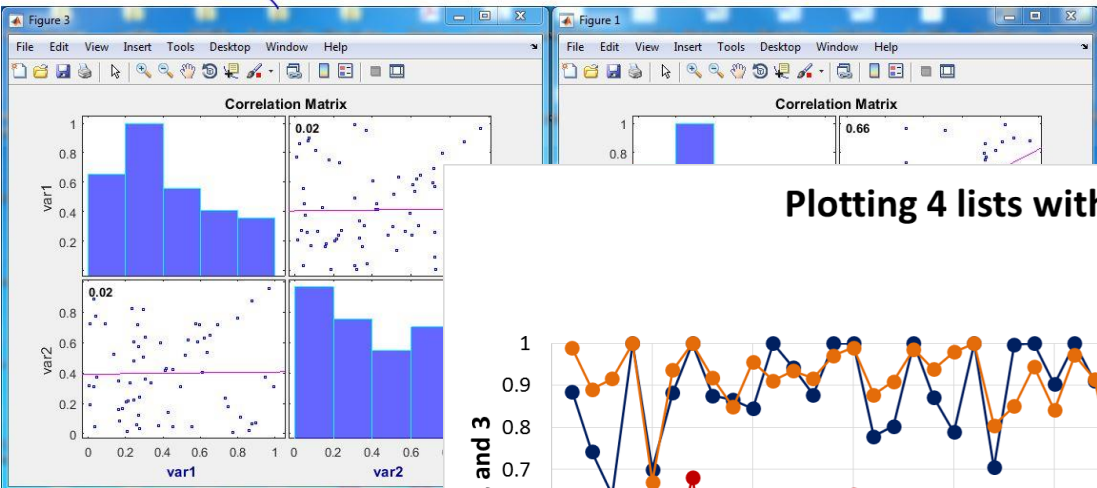
Informazione c'è, ma la fruibilità e la leggibilità sono scarse

Questa foto di Autore sconosciuto è concesso in licenza da [CC BY-SA](#)



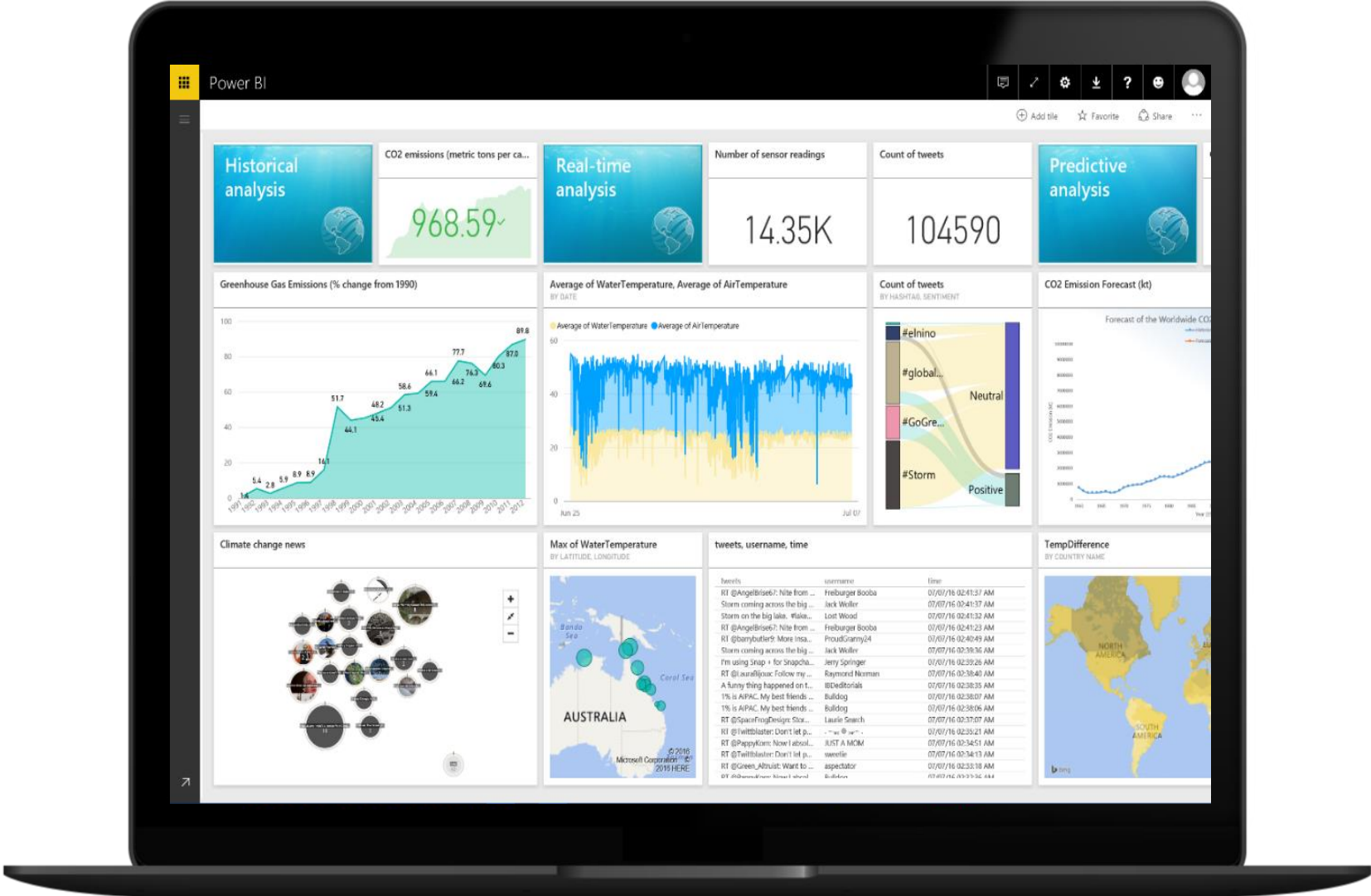
# La Sintesi

Grafici & Plots & Reports sotto forma di immagine



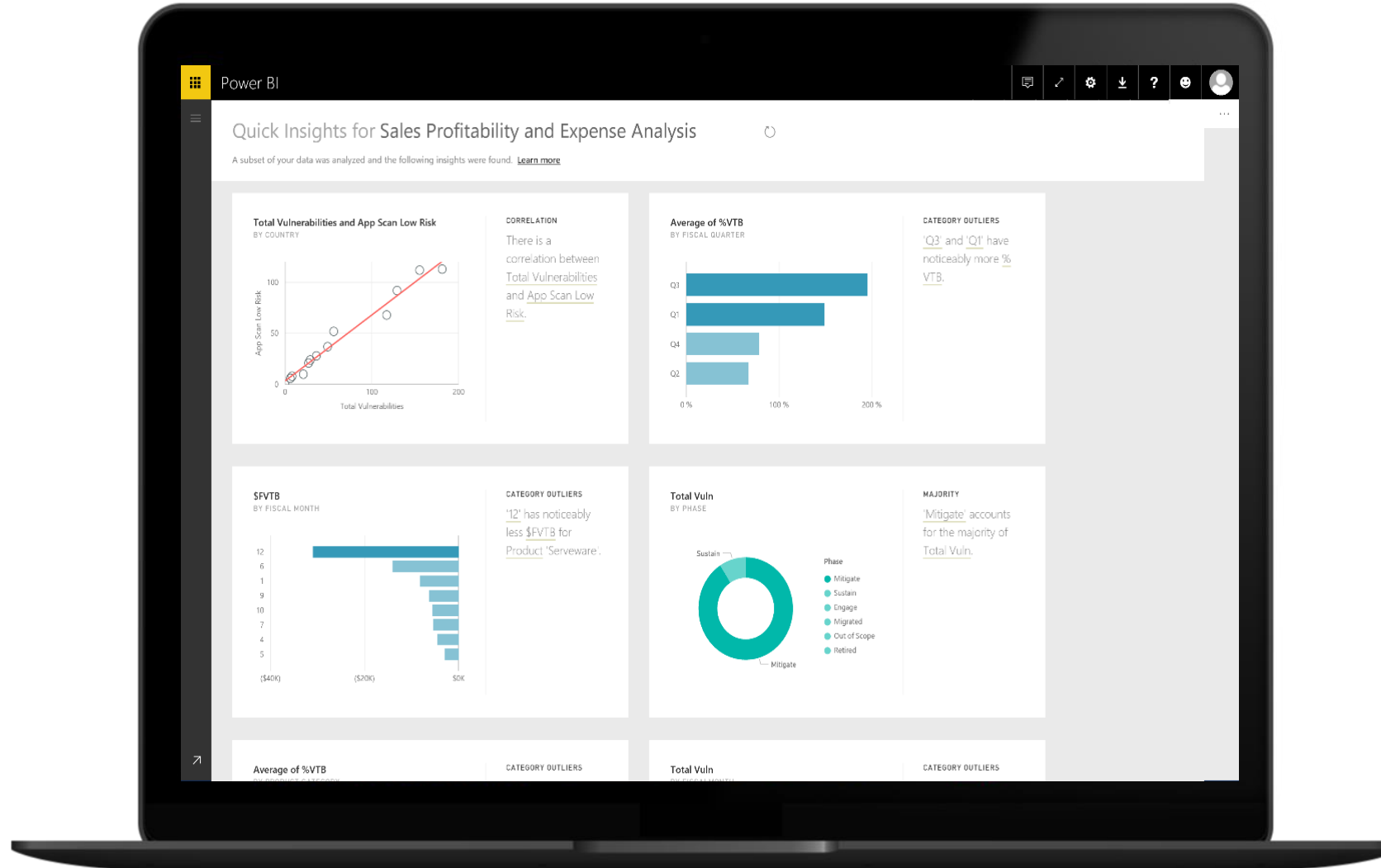
# La Sintesi

## Visualizzazioni interattive



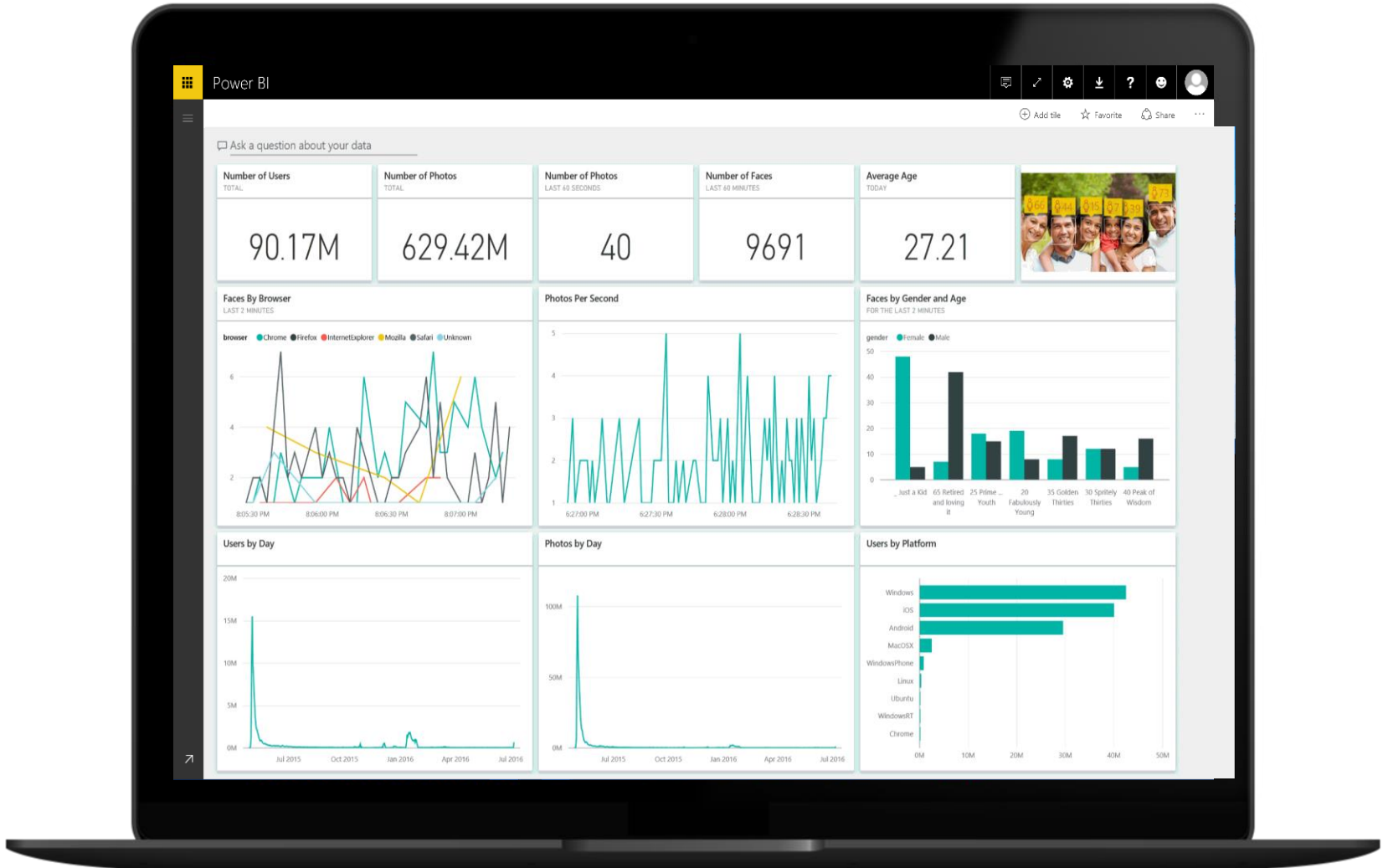
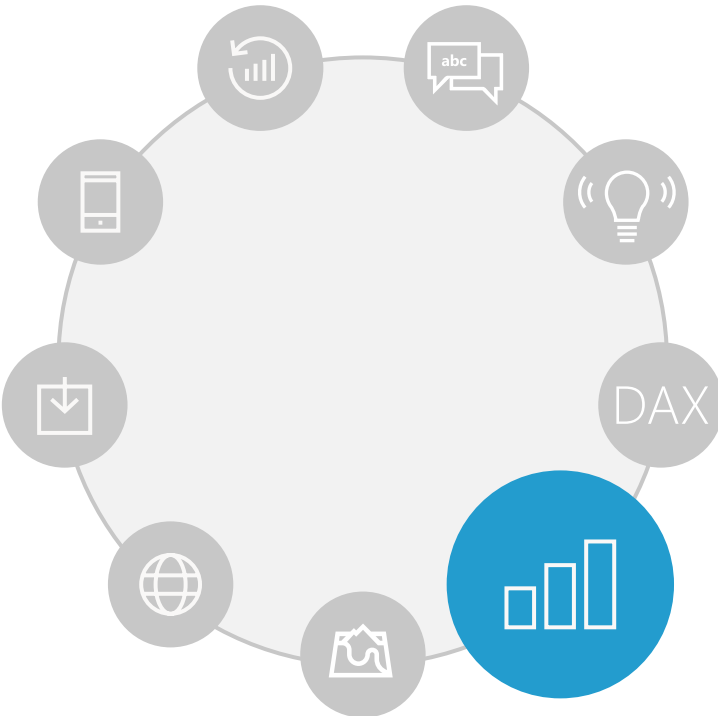
# La Sintesi

Esplora i dati ed i risultati



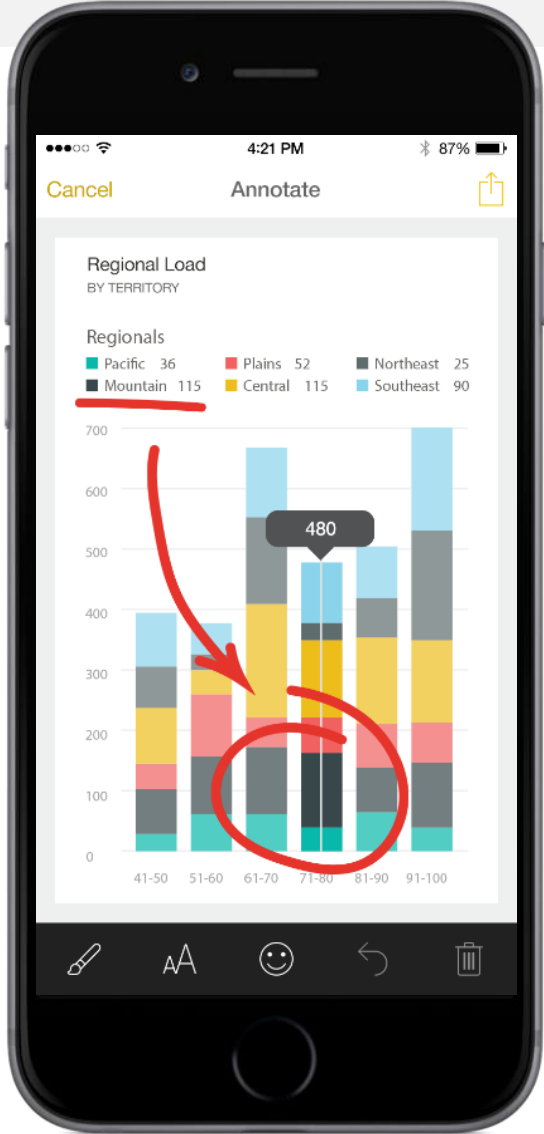
# La Sintesi

## Live dashboards





## Power BI Mobile







Knowledge is power.  
Knowledge shared is  
**power multiplied.**

Robert Boyce

quote fancy





# Thanks for your attention

For further info please visit our website and socials  
[www.porini.it](http://www.porini.it)



This document must not be reproduced, made available to third persons, or misused in any other way.  
All trademarks are property of the related company